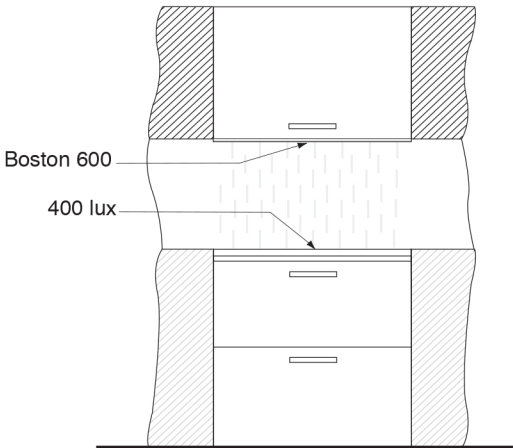

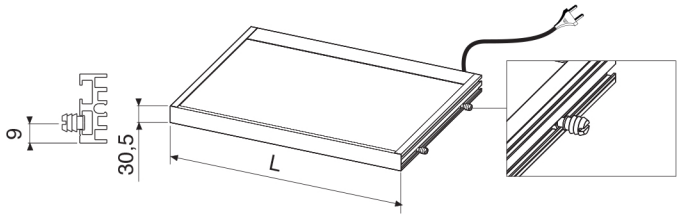
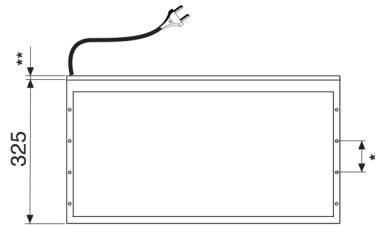
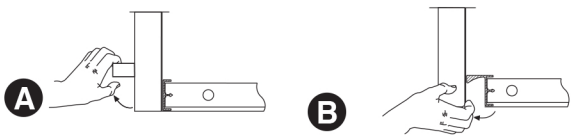


Base per elemento pensile in alluminio e vetro. Dotata di lampada fluore-  
scente elettronica T5.

Aluminium and glass base for cabinet. A T5 electronic fluorescent lamp is  
inside the base.



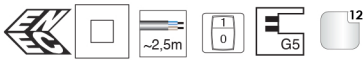
Boston 600  
400 lux

\* Posizionamento delle bussole a  
scelta del cliente.

\* Position of bushings decided by  
the customer.

\*\* Spessore schiena max 8÷9mm.  
Spessore fianchi 18mm.

\*\* Thickness of back max 8÷9mm..  
Thickness of ends 18mm.



Ref	version	portata_capacity	W	V	L=mm
A	frontale liscio flat handle	0,6 Kg/dm <sup>2</sup>	13	230-240	600
					900
B	con maniglia with handle	0,6 Kg/dm <sup>2</sup>	13	230-240	600
					900

Personalizzazioni a seconda delle richieste.  
Customizations on request.